



# Nativity Advent Calendar



*Fun Christmas Tradition*



BestMomIdeas.com

# Nativity Advent Calendar

Nativity Advent Calendar by Autumn McKay  
Published by Creative Idea Publishing

[www.bestmomideas.com](http://www.bestmomideas.com)

© 2020 Autumn McKay

All rights reserved. No portion of this book may be reproduced in any form without permission from the author, except as permitted by U.S. copyright law.

For permissions contact:  
[permissions@bestmomideas.com](mailto:permissions@bestmomideas.com)



# Nativity Advent Calendar

---

Christmas is a special time of year to celebrate with our family. My family enjoys counting down to Christmas and this activity is a fun way to do that while learning about the real Christmas story. This enjoyable activity is used just like an advent calendar and meant to add a character and part of the Bible story each day from December 1<sup>st</sup> to Christmas Eve.

*The story of the birth of Jesus is from Luke 1:26-2:20 in the Bible.*

## Materials:

- |  |   |   |
|--|---|---|
| <input type="checkbox"/> Best Mom Ideas<br>Advent Calendar<br>Activity Pages | <input type="checkbox"/> 24 Envelopes<br><input type="checkbox"/> Scissors<br><input type="checkbox"/> Tape | <input type="checkbox"/> Marker<br><input type="checkbox"/> Crayons |
|--|---|---|

## Directions:

Please print out the Bible story and Bible characters from *Best Mom Ideas Advent Calendar Activity Pages*. On the outside of each envelope, write the numbers 1-24 to represent December 1<sup>st</sup>-Christmas Eve. Then cut out the Bible characters and parts of the story. Insert the character and corresponding story into the envelopes. For example, you will insert the Day 1 story and Angel Gabriel into the envelope labeled "1." Continue to do this until each envelope is filled.

On December 1<sup>st</sup>, you can ask your child to open the envelope. You or your child may read the story. Then your child can color the Bible character. Place a piece of tape on the back of the character and place it on the refrigerator. You will continue to build onto the nativity scene and story each night until Christmas Eve.



Day	Character	Story
1	Angel Gabriel	Long ago, God sent the angel Gabriel to a young woman who lived in the northern town of Nazareth.
2	Mary	The girl's name was Mary. She was engaged to marry Joseph. The angel Gabriel went to Mary and said, "Do not be afraid, God has been very kind to you. You will become pregnant by the Holy Spirit and give birth to a baby boy and you will call him Jesus. He will be God's own Son and his kingdom will never end." Mary was very afraid but she trusted God.
3	Joseph	Joseph was worried when he found out that Mary was expecting a baby before they were married. He wondered if he should cancel the wedding altogether. Then an angel appeared to Joseph in a dream and said, "Don't be afraid to have Mary as your wife." The angel explained that Mary had been chosen by God to be the mother of his Son, and told Joseph that the baby would be named Jesus which means 'Savior' because he would save people. When Joseph woke up, he did what the angel had told him to do and took Mary as his wife.
4	Donkey	At this time, the land where Mary and Joseph lived was part of the Roman Empire. The Roman Emperor, Augustus, wanted to have a list of all the people in the empire, to make sure they paid their taxes. He ordered everyone to return to the town where their families originally came from, and enter their names in a register (or census) there. Mary and Joseph traveled a long way (about 70 miles) from Nazareth to Bethlehem, because that is where Joseph's family came from. Most people walked but some people had a donkey to help carry the goods needed for the journey. Joseph and Mary traveled very slowly because Mary's baby was due to be born soon.
5	Innkeeper	When they reached Bethlehem, they had problems finding somewhere to stay. So many people had come to the census that every house was full and every bed was taken in all of the guest rooms.
6	Stable and Cattle	The only place that they could find was with the animals in the stable.

7	Baby Jesus	So in the place where the animals slept, Mary gave birth to Jesus, the Son of God.
8	Manger	In those days it was the custom to wrap newborn babies tightly in a long cloth called 'swaddling clothes'. Jesus' bed was a manger that would hold hay for animals to eat.
9	Sheep 1	In the hills and fields outside Bethlehem, shepherds looked after their sheep through the long night.
10	Angel 1	As the new day began, suddenly an angel appeared before the shepherds.
11	Shepherd 1	The shepherds were very scared, but the angel said, "Don't be afraid. I have good news for you and everyone. Today in Bethlehem a Savior has been born for you. You will find the baby lying in a manger."
12	Angel 2	Then many more angels appeared, lighting up the sky. The shepherds heard them praising God singing, "Glory to God in highest, and peace to everyone on earth."
13	Shepherd 2	When the angels had gone, the shepherds said to one another, "Let's go to Bethlehem to see what has happened." So the shepherds went to Bethlehem and found Mary and Joseph. Baby Jesus was lying in a manger as they had been told.
14	Sheep 2	When they saw Jesus, they told everyone what the angel had said and everyone who heard the story was astonished.
15	Shepherd Boy with Lamb	Then the shepherds returned to their sheep, praising God for sending his Son to be their Savior.
16	Star of Bethlehem	When Jesus was born; a brand new bright star appeared in sky.
17	More Stars	Some Wise Men in faraway countries saw the star and guessed what it meant. They were very clever men that studied the stars, and had read in very old writings that a new star would appear when a great king was born. They set out to find the new king and bring him gifts.

18	Wiseman 1	The Wise Men followed the star towards the country of Judea. When they got to the capital called Jerusalem, they began to ask people, "Where is the child who is born to be king of the Jews?" Herod, the king of Judea, heard this and it made him very angry that someone might be taking his place as king. Herod sent for the Wise Men to come to him. He told them to continue following the star until they had found the baby king. He said, "When you have found him, let me know where he is, so that I can go and worship him." But Herod did not tell the Wise Men that he really wanted to hurt the new king.
19	Wiseman 2	The Wise Men followed the star towards Bethlehem (where it said that the king would be born in the old writings). It seemed to stop and shine directly down upon the place where Jesus was.
20	Wiseman 3	The Wise Men entered the house where Mary, Joseph, and baby Jesus now lived, and found Jesus with Mary. The Wise Men bowed down and worshipped him.
21	Gold	The Wise Men spread the gifts they had brought before Jesus.
22	Frankincense	The gifts were gold, frankincense and myrrh. Gold is similar to money. Frankincense is similar to perfume. Myrrh is similar to a spice.
23	Myrrh	The Wise Men were warned in a dream, by God, not to go back to Herod.
24	Camel	So the Wise Men returned home to their countries in the East by a different way.



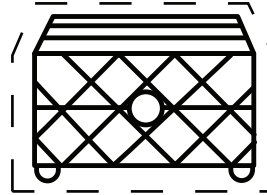
Wiseman 1



Stars




Wiseman 2



Gold

Baby Jesus



Camel



Stars



Stars



Wiseman 3




Myrrh



Frankincense



Stars




Cattle



Manger

Stable



Stable




Stable



Stable








Joseph



Angel Gabriel



Mary



Star of Bethlehem




Innkeeper



Donkey




Shepherd 1



Sheep 1



Shepherd 2




Sheep 2



Angel 1



Angel 2



Shepherd 3

Thank you for welcoming me into your home!  
I hope you and your child liked learning together with this book!

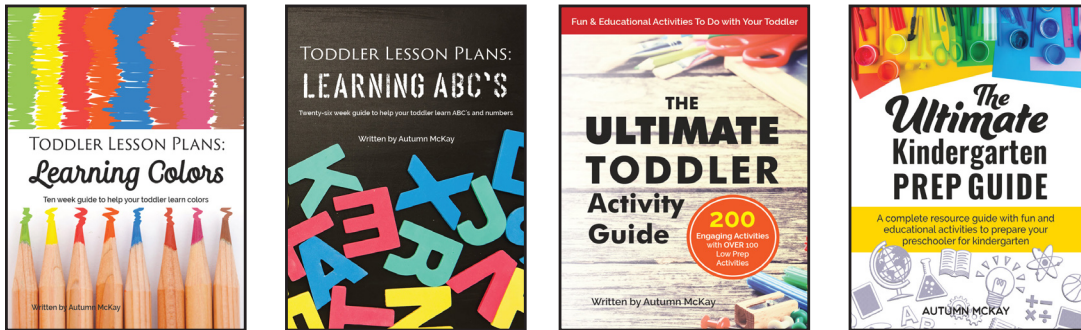
If you enjoyed this book, it would mean so much to me  
if you wrote a review so other moms can learn from your experience.

-♡- Autumn

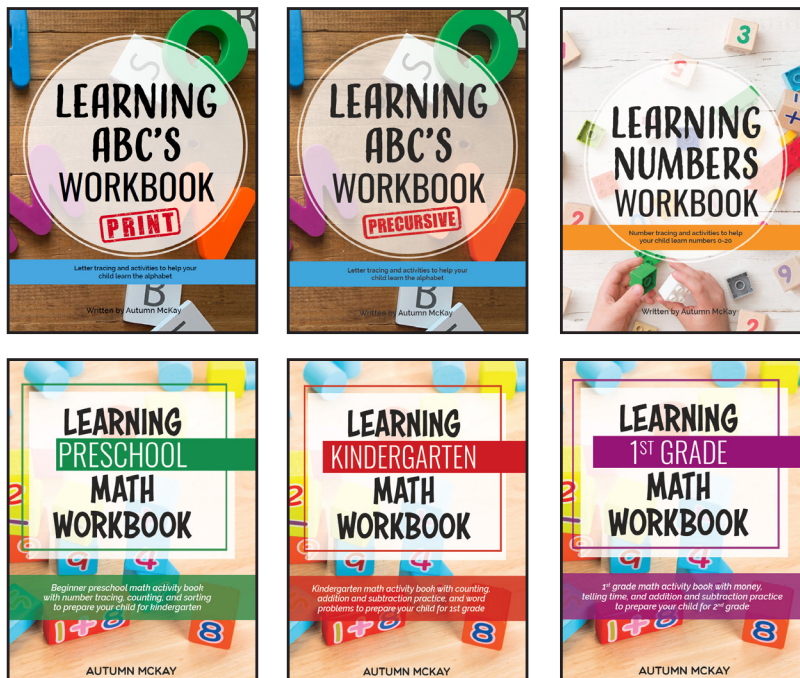
Autumn@BestMomIdeas.com

# Discover Autumn's Other Books

## Early Learning Series



## Early Learning Workbook Series





# Merry Christmas & Happy New Year

from my family to yours!

From,  
*Autumn*

Find me at:

[BestMomIdeas.com](http://BestMomIdeas.com)



@bestmomideas



facebook.com/bestmomideas